Computer Desk

FTMZZ03

Instruction Manual

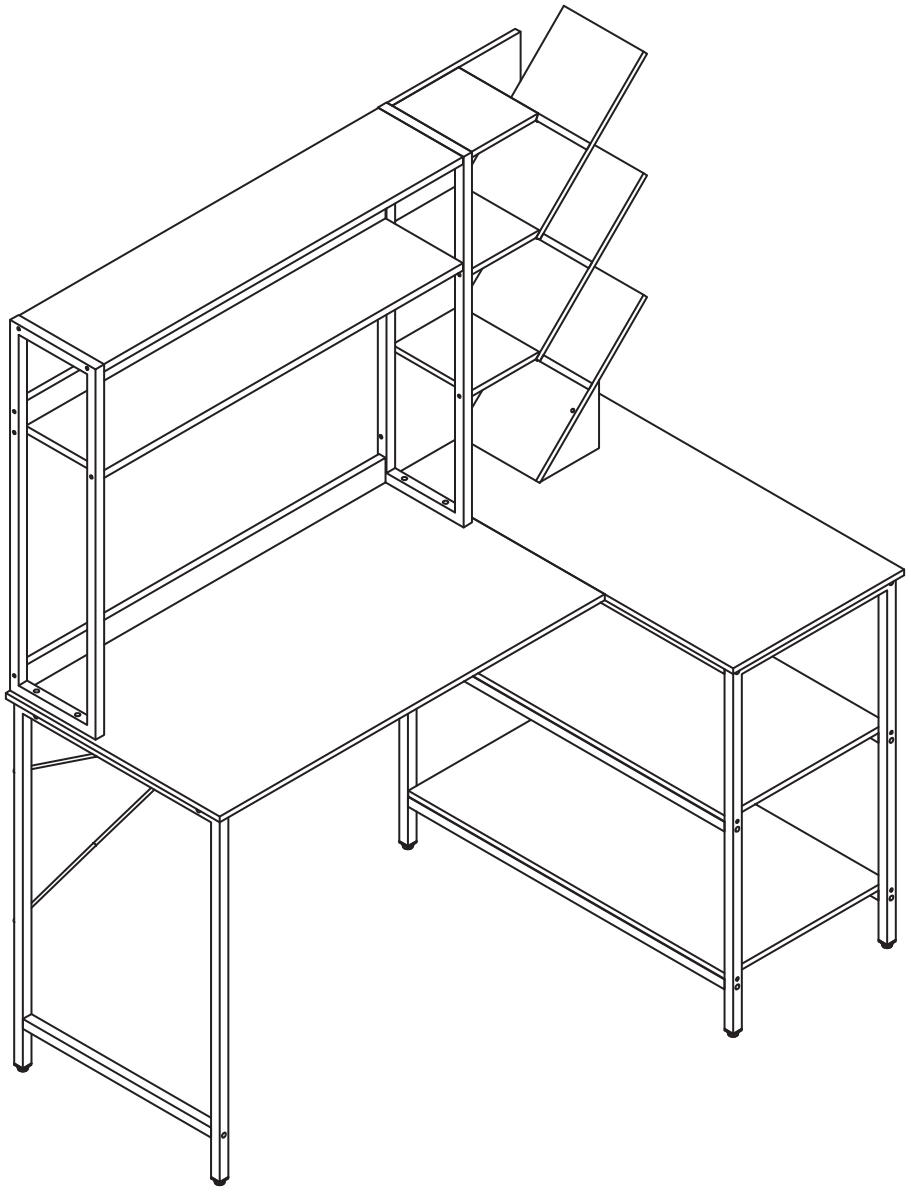

Please read this manual carefully before use and keep it for future reference.

The illustrations are for reference purposes only. In case of any differences, the actual product shall prevail.

Two-Person Assembly Required

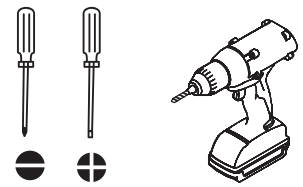

Tools Required (Not Included)



One Scan More Support

(Manuals · Installation Videos · After-Sales · Contact Us)

EN

GENERAL GUIDELINES

- Please read the following instruction carefully and use the product accordingly.
- Please keep this manual and hand it over when you transfer the product.
- This summary may not include every detail of all variations and considered steps. Please contact us when further information and help are needed.

WARNINGS

- Children are not allowed to assemble the product. During assembly, keep all any small parts out of the reach of children as they may be fatal if swallowed or inhaled.
- Children are forbidden to climb or play on the product to avoid serious bodily injury caused by the toppling.
- Keep plastic packing bags out of reach of children to avoid any potential danger, such as suffocation.
- Do not place overweight items on it.



WARNING!

CHOKING HAZARD: Contains small parts. Not for children under 3 years old.

NOTES

- The product is intended for indoor use only. The product must be assembled and used in accordance with the provisions of the manual. Personal injury and/or damage to product may occur if products are used outside of their intended purposes and/or if products have been changed/modified from their original design. The seller does not assume any responsibility or liability with respect to any injury/damage caused by incorrect assembly or improper use.
- Avoid long-term exposure to humid environments to prevent mildew.
- Keep the product away from fire sources and high temperatures. Do not expose the product to direct sunlight.
- Do not place any hot objects on the surface of the product.
- If there are any defective or missing parts after unpacking, please cease assembly immediately and contact us.
- Please assemble the item on a spacious surface and do not place the unwrapped product directly on the ground to avoid product damage.
- Please do not stand or sit on the wooden boards.
- Please wear gloves during the assembly and/or disassembly process to avoid scratches from any sharp edges.
- Please match the corresponding part and fitting based on the part number in the manual.
- Please keep the product away from sharp, pointed objects and corrosive substances to prevent product damage.
- Please place this item on level, solid ground during use.

FR

CONSIGNES GÉNÉRALES

- Veuillez lire attentivement les instructions suivantes et utiliser le produit conformément aux consignes.
- Veuillez conserver ce manuel et le remettre lors de toute manipulation du produit.
- Ce résumé peut ne pas inclure tous les détails des différentes options et étapes. Veuillez nous contacter pour toute information complémentaire ou assistance.

AVERTISSEMENTS

- Les enfants ne sont pas autorisés à assembler le produit. Pendant l'assemblage, tenez toutes les petites pièces hors de leur portée, car elles peuvent être mortelles en cas d'ingestion ou d'inhalation.
- Il est interdit aux enfants de grimper sur le produit ou de jouer dessus afin d'éviter tout risque de blessure grave en cas de basculement.
- Gardez les sacs d'emballage en plastique hors de portée des enfants afin d'éviter tout danger potentiel, tel que l'étouffement.
- Ne placez pas d'objets trop lourds dessus.



ATTENTION !

RISQUE D'ÉTOUFFEMENT : Contient de petites pièces. Ne convient pas aux enfants de moins de 3 ans.

REMARQUES

- Ce produit est destiné à un usage intérieur uniquement. Il doit être assemblé et utilisé conformément aux instructions du manuel. Des blessures et/ou des dommages matériels peuvent survenir en cas d'utilisation non conforme à sa destination et/ou de modification du produit par rapport à sa conception d'origine. Le vendeur décline toute responsabilité en cas de blessure ou de dommage causé par un assemblage incorrect ou une utilisation inappropriée.
- Évitez toute exposition prolongée à l'humidité afin de prévenir la formation de moisissures.
- Tenez le produit éloigné de toute source de chaleur et de toute source de chaleur. Ne l'exposez pas à la lumière directe du soleil.
- Ne posez aucun objet chaud sur la surface du produit.
- Si des pièces sont défectueuses ou manquantes après le déballage, veuillez interrompre immédiatement l'assemblage et nous contacter.
- Veuillez assembler le produit sur une surface dégagée et ne le posez pas directement au sol après déballage afin d'éviter tout dommage.
- Veuillez ne pas vous tenir debout ni vous asseoir sur les planches en bois.
- Veuillez porter des gants lors du montage et/ou du démontage afin d'éviter les rayures dues aux arêtes vives.
- Veuillez identifier la pièce et le raccord correspondants en vous référant au numéro de pièce indiqué dans le manuel.
- Veuillez tenir le produit éloigné des objets pointus et des substances corrosives afin d'éviter tout dommage.
- Veuillez utiliser cet article sur une surface plane et stable.

INSTRUCCIONES GENERALES

- Lea atentamente las siguientes instrucciones y utilice el producto según corresponda.
- Conserve este manual y entrégueselo al transferir el producto.
- Es posible que este resumen no incluya todos los detalles de todas las variaciones y los pasos a seguir. Contáctenos si necesita más información o ayuda.

ADVERTENCIAS

- No se permite que los niños monten el producto. Durante el montaje, mantenga todas las piezas pequeñas fuera del alcance de los niños, ya que pueden ser mortales si se ingieren o inhalan.
- Se prohíbe a los niños subirse o jugar con el producto para evitar lesiones corporales graves si se cae.
- Mantenga las bolsas de plástico del embalaje fuera del alcance de los niños para evitar posibles peligros, como la asfixia.
- No coloque objetos con sobrepeso sobre el producto.



¡ADVERTENCIA!
PELIGRO DE ASFIXIA: Contiene piezas pequeñas. No apto para niños menores de 3 años.

NOTAS

ES

- Este producto está diseñado exclusivamente para uso en interiores. Debe ensamblarse y utilizarse de acuerdo con las instrucciones del manual. Se pueden producir lesiones personales o daños al producto si se utiliza para fines distintos a los previstos o si se modifica su diseño original. El vendedor no asume ninguna responsabilidad por lesiones o daños causados por un montaje o uso incorrectos.
- Evite la exposición prolongada a ambientes húmedos para prevenir la aparición de moho.
- Mantenga el producto alejado de fuentes de fuego y altas temperaturas. No lo exponga a la luz solar directa.
- No coloque objetos calientes sobre la superficie del producto.
- Si después de desembalarlo encuentra alguna pieza defectuosa o faltante, detenga el montaje inmediatamente y póngase en contacto con nosotros.
- Monte el artículo sobre una superficie amplia y no lo coloque directamente sobre el suelo sin envolver para evitar daños.
- No se suba ni se siente sobre las tablas de madera.
- Use guantes durante el montaje y/o desmontaje para evitar rayones con bordes afilados.
- Seleccione la pieza y el accesorio correspondientes según el número de pieza del manual.
- Mantenga el producto alejado de objetos afilados y puntiagudos, así como de sustancias corrosivas, para evitar daños.
- Coloque este producto sobre una superficie plana y sólida durante su uso.

ALLGEMEINE HINWEISE

- Bitte lesen Sie die folgende Anleitung sorgfältig durch und verwenden Sie das Produkt entsprechend.
- Bitte bewahren Sie diese Anleitung auf und geben Sie sie bei der Übergabe des Produkts weiter.
- Diese Zusammenfassung enthält möglicherweise nicht alle Details aller Varianten und Arbeitsschritte. Bitte kontaktieren Sie uns, wenn Sie weitere Informationen oder Hilfe benötigen.

WARNHINWEISE

- Kinder dürfen das Produkt nicht zusammenbauen. Halten Sie während des Zusammenbaus alle Kleinteile von Kindern fern, da diese beim Verschlucken oder Einatmen lebensgefährlich sein können.
- Kindern ist es untersagt, auf dem Produkt zu klettern oder darauf zu spielen, um schwere Verletzungen durch Umkippen zu vermeiden.
- Bewahren Sie die Plastikverpackungsbeutel außerhalb der Reichweite von Kindern auf, um Erstickungsgefahr zu vermeiden.
- Stellen Sie keine schweren Gegenstände darauf.



WARNUNG!
Erstickungsgefahr: Enthält Kleinteile. Nicht für Kinder unter 3 Jahren geeignet.

HINWEISE

DE

- Das Produkt ist nur für den Innenbereich bestimmt. Das Produkt muss gemäß der Anleitung zusammengebaut und verwendet werden. Bei unsachgemäßer Verwendung oder Modifikation des Produkts können Verletzungen und/oder Sachschäden auftreten. Der Verkäufer übernimmt keine Haftung für Schäden, die durch fehlerhafte Montage oder unsachgemäße Verwendung entstehen.
- Vermeiden Sie längere Einwirkung von Feuchtigkeit, um Schimmelbildung vorzubeugen.
- Halten Sie das Produkt von Feuer und hohen Temperaturen fern. Setzen Sie das Produkt keiner direkten Sonneneinstrahlung aus.
- Stellen Sie keine heißen Gegenstände auf die Oberfläche des Produkts.
- Sollten nach dem Auspacken Teile fehlen oder defekt sein, unterbrechen Sie die Montage bitte sofort und kontaktieren Sie uns.
- Montieren Sie das Produkt auf einer ausreichend großen Fläche und stellen Sie es nicht direkt auf den Boden, um Beschädigungen zu vermeiden.
- Stellen oder setzen Sie sich nicht auf die Holzplatten.
- Tragen Sie beim Auf- und Abbau Handschuhe, um Kratzer durch scharfe Kanten zu vermeiden.
- Bitte wählen Sie das passende Ersatzteil anhand der Teilenummer in der Bedienungsanleitung aus.
- Halten Sie das Produkt von scharfen, spitzen Gegenständen und ätzenden Substanzen fern, um Beschädigungen zu vermeiden.
- Stellen Sie das Produkt während des Gebrauchs auf einen ebenen, festen Untergrund.

IT

LINEE GUIDA GENERALI

- Leggere attentamente le seguenti istruzioni e utilizzare il prodotto di conseguenza.
- Conservare questo manuale e consegnarlo in caso di trasferimento del prodotto.
- Questo riepilogo potrebbe non includere tutti i dettagli relativi a tutte le varianti e le fasi di utilizzo. Per ulteriori informazioni e assistenza, si prega di contattarci.

AVVERTENZE

- È vietato ai bambini assemblare il prodotto. Durante l'assemblaggio, tenere tutte le piccole parti fuori dalla portata dei bambini, poiché potrebbero essere fatali se ingerite o inalate.
- È vietato ai bambini arrampicarsi o giocare sul prodotto per evitare gravi lesioni fisiche causate dal ribaltamento.
- Tenere i sacchetti di plastica per l'imballaggio fuori dalla portata dei bambini per evitare potenziali pericoli, come il soffocamento.
- Non posizionare oggetti pesanti sul prodotto.



ATTENZIONE!

PERICOLO DI SOFFOCAMENTO:
Contiene piccole parti. Non adatto a bambini di età inferiore a 3 anni.

NOTE

- Il prodotto è destinato esclusivamente all'uso interno. Il prodotto deve essere assemblato e utilizzato in conformità con le istruzioni del manuale. L'uso improprio del prodotto e/o la sua modifica rispetto al design originale possono causare lesioni personali e/o danni al prodotto stesso. Il venditore non si assume alcuna responsabilità per lesioni o danni causati da un montaggio errato o da un uso improprio.
- Evitare l'esposizione prolungata ad ambienti umidi per prevenire la formazione di muffa.
- Tenere il prodotto lontano da fonti di calore e alte temperature. Non esporre il prodotto alla luce solare diretta.
- Non appoggiare oggetti caldi sulla superficie del prodotto.
- In caso di parti difettose o mancanti dopo l'apertura della confezione, interrompere immediatamente il montaggio e contattarci.
- Assemblare il prodotto su una superficie ampia e non posizionarlo direttamente a terra per evitare danni.
- Non stare in piedi o seduti sulle assi di legno.
- Indossare guanti durante il montaggio e/o lo smontaggio per evitare graffi causati da spigoli vivi.
- Abbinare il pezzo e il raccordo corrispondenti in base al codice articolo riportato nel manuale.
- Tenere il prodotto lontano da oggetti appuntiti e taglienti e da sostanze corrosive per evitare danni.
- Posizionare l'articolo su una superficie piana e solida durante l'utilizzo.

KR

일반 지침

- 다음 지침을 주의 깊게 읽고 제품을 지침에 따라 사용하십시오.
- 본 설명서를 보관하시고 제품을 양도하실 때 함께 전달해 주십시오.
- 본 요약에는 모든 변형 및 고려된 단계의 세부 사항이 모두 포함되어 있지 않을 수 있습니다. 추가 정보나 도움이 필요하시면 저희에게 문의하십시오.

경고

- 어린이는 제품을 조립해서는 안 됩니다. 조립 시 모든 작은 부품은 어린이의 손이 닿지 않는 곳에 보관하십시오. 삼키거나 흡입할 경우 치명적일 수 있습니다.
- 제품이 넘어져 심각한 부상을 입을 수 있으므로 어린이가 제품 위에 올라가거나 놀지 못하도록 하십시오.
- 질식 등의 위험을 방지하기 위해 비닐 포장재는 어린이의 손이 닿지 않는 곳에 보관하십시오.
- 제품 위에 무거운 물건을 올려놓지 마십시오.



경고!

질식 위험: 작은 부품이 포함되어 있습니다. 3세 미만 어린이는 사용하지 마십시오.

주의사항

- 본 제품은 실내용으로만 사용하십시오. 제품은 설명서의 지침에 따라 조립 및 사용해야 합니다. 제품을 본래 용도와 다르게 사용하거나 원래 설계에서 변경/개조할 경우 부상 및/또는 제품 손상이 발생할 수 있습니다. 판매자는 잘못된 조립 또는 부적절한 사용으로 인한 부상/손해에 대해 어떠한 책임도 지지 않습니다.
- 곰팡이 발생을 방지하기 위해 습기가 많은 환경에 장시간 노출시키지 마십시오.
- 화기 및 고온에 가까이 두지 마십시오. 직사광선을 피하십시오.
- 제품 표면에 뜨거운 물체를 올려놓지 마십시오.
- 포장을 푼 후 불량품이나 누락된 부품이 있는 경우 즉시 조립을 중단하고 당사에 문의하십시오.
- 제품 손상을 방지하기 위해 넓은 공간에서 조립하고 포장을 푼 제품을 바닥에 직접 놓지 마십시오.
- 나무판 위에 서거나 앉지 마십시오.
- 날카로운 모서리로 인한 긁힘을 방지하기 위해 조립 및/또는 분해 시 장갑을 착용하십시오.
- 설명서의 부품 번호를 참조하여 해당 부품과 부속품을 연결하십시오.
- 제품 손상을 방지하기 위해 날카롭거나 뾰족한 물체 및 부식성 물질로부터 제품을 멀리하십시오.
- 사용 시에는 제품을 평평하고 단단한 바닥에 놓으십시오.

ASSEMBLY OVERVIEW

/ APERÇU DE L'ASSEMBLAGE / DESCRIPCIÓN GENERAL DEL MONTAJE / MONTAGEÜBERSICHT / PANORAMICA DEL MONTAGGIO / 조립 개요

Two-Person Assembly Required

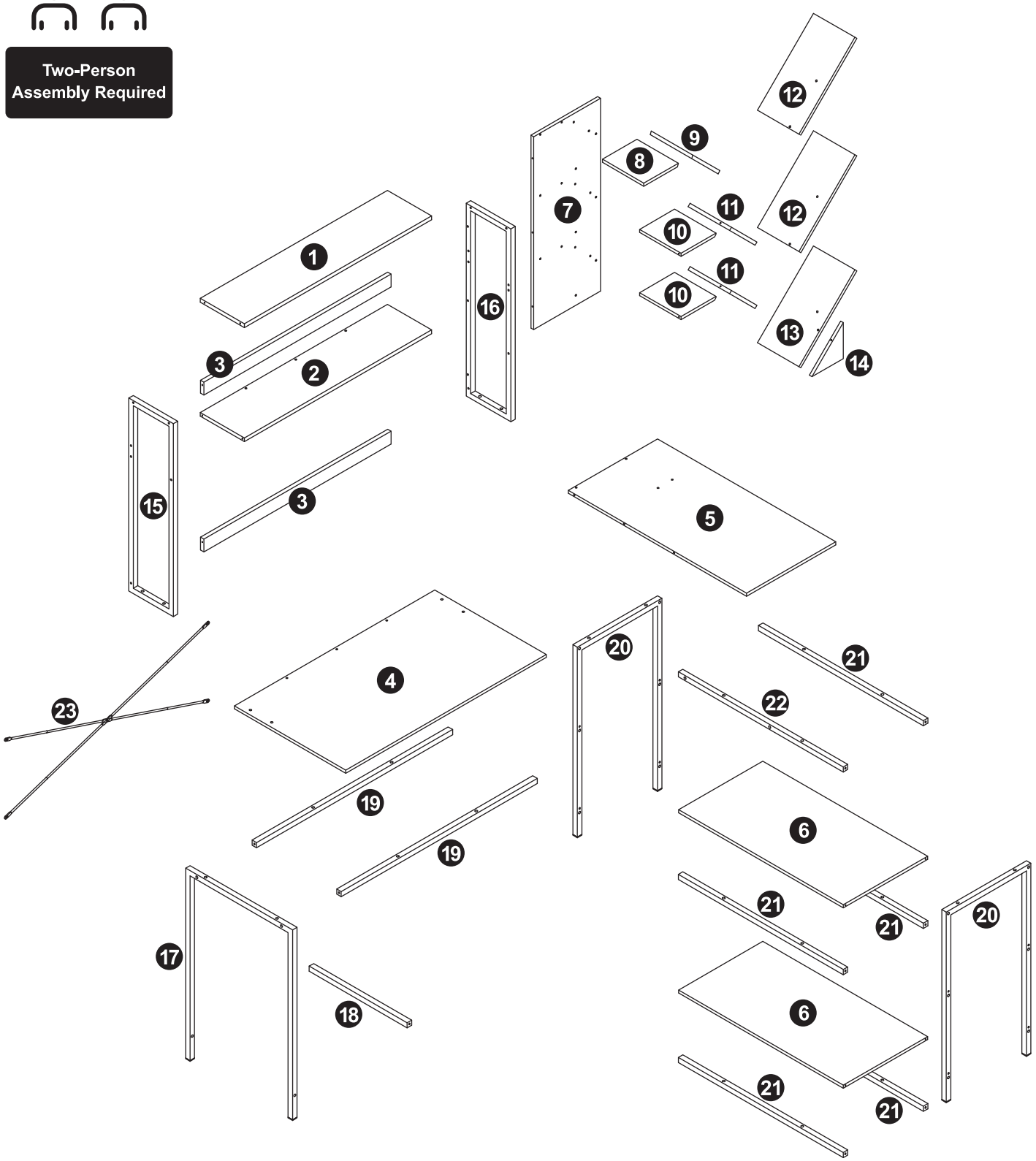

PART LIST / LISTE DES PIÈCES / LISTA DE PIEZAS / TEILELISTE / ELENCO DEI COMPONENTI / 부품 목록

1 x1 PC	2 x1 PC	3 x2 PCS	4 x1 PC
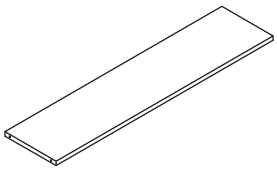	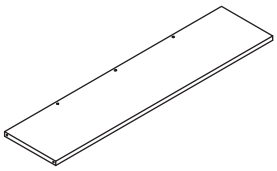	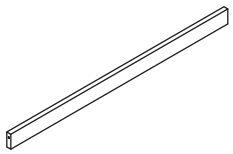	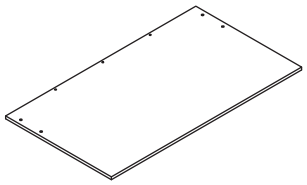
5 x1 PC	6 x2 PCS	7 x1 PC	8 x1 PC
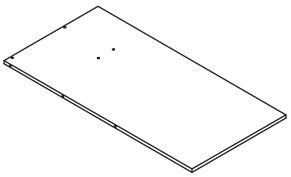	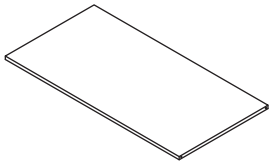	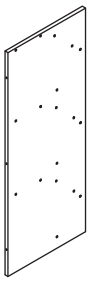	
9 x1 PC	10 x2 PCS	11 x2 PCS	12 x2 PCS
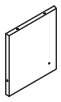		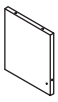	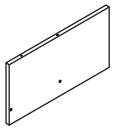
13 x1 PC	14 x1 PC	15 x1 PC	16 x1 PC
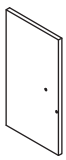		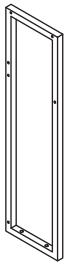	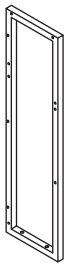
17 x1 PC	18 x1 PC	19 x2 PCS	20 x2 PCS
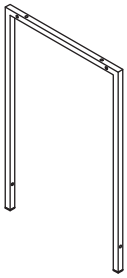	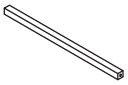	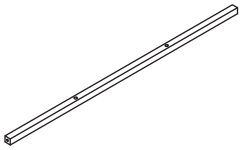	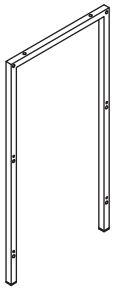

21 x5 PCS

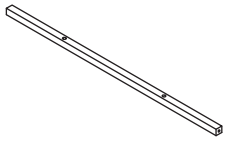

22 x1 PC

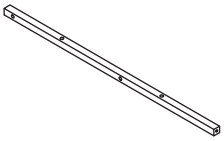

23 x1 PC



HARDWARE LIST / LISTE DU MATÉRIEL / LISTA DE HARDWARE / Hardwareliste / ELENCO DEI COMPONENTI HARDWARE / 하드웨어 목록

A x55 PCS (Extra 3)

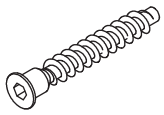

M6 x 48 mm

B x6 PCS (Extra 1)



M6 x 10 mm

C x44 PCS (Extra 3)



M6 x 28 mm

D x1 PC



E x7 PCS (Extra 2)



Ø6 x 30 mm

F x6 PCS

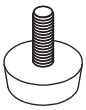

G x2 PCS

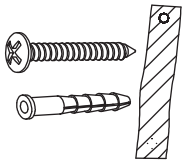

H x3 PCS

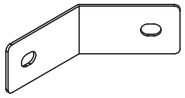

I x6 PCS (Extra 2)

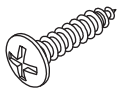

Ø4 x 12 mm

J x1 PC

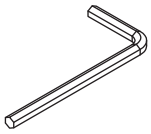

S4

K x1 PC

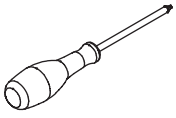

ASSEMBLY / ASSEMBLÉ / ASAMBLEA / MONTAGE / ASSEMBLEA / 집회

1

C  x **2** pcs **F**  x **6** pcs

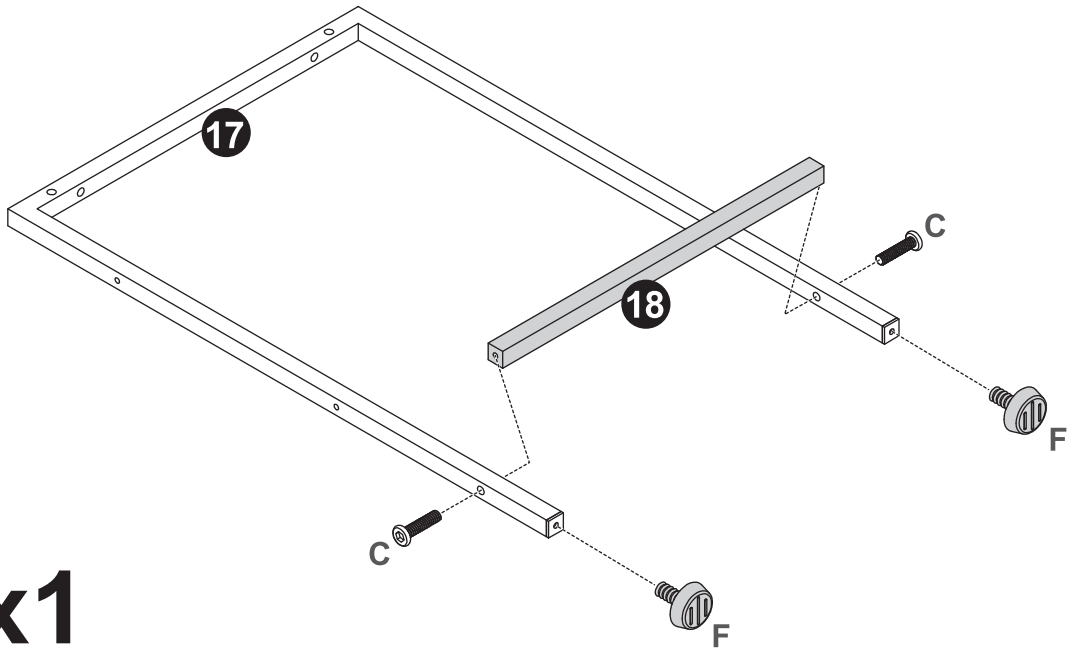

x1

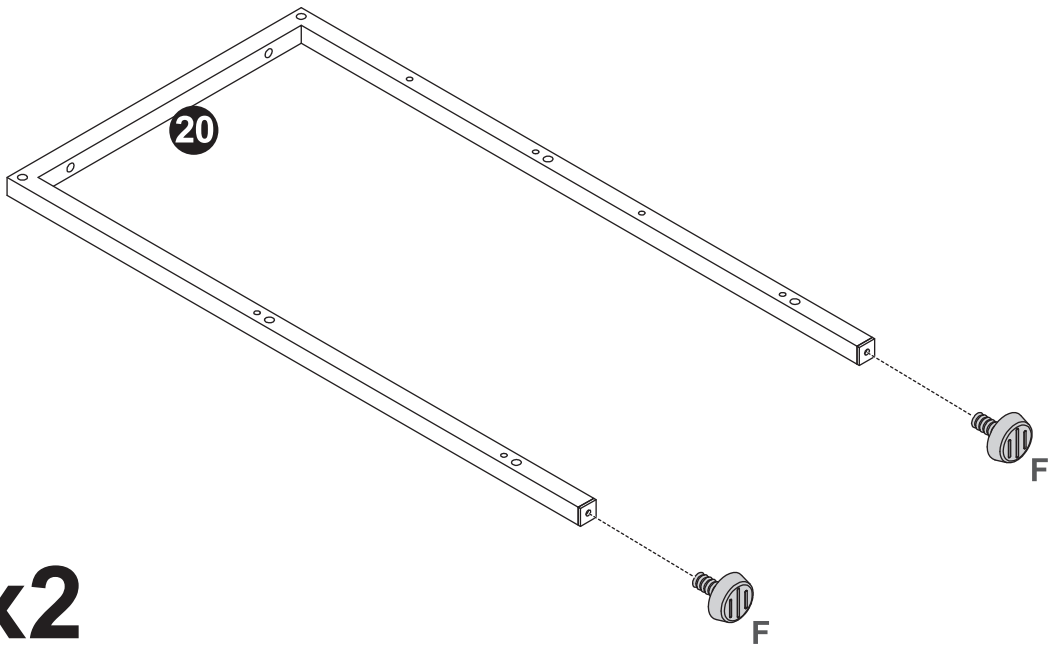

x2

2

A 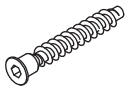 x **4** pcs

C  x **14** pcs

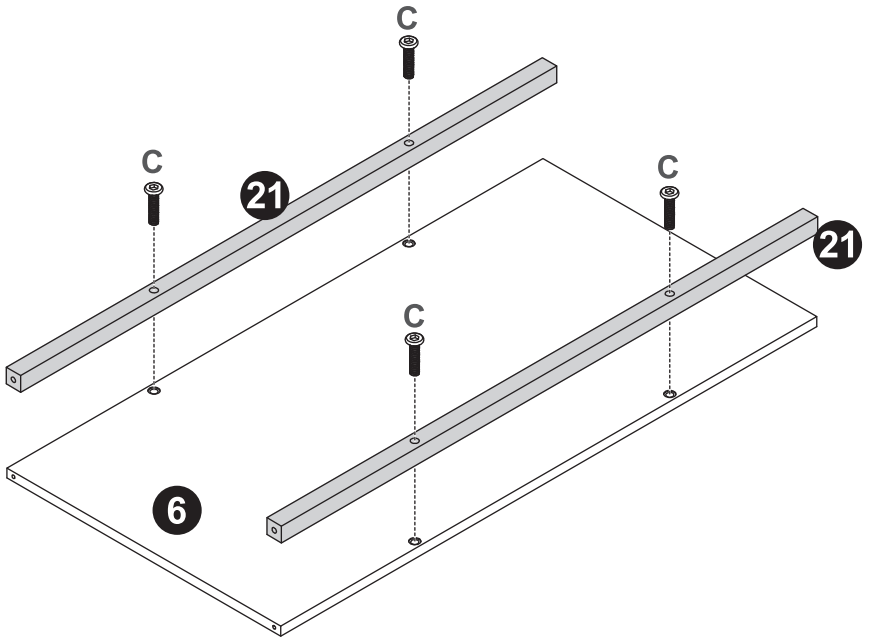

x2

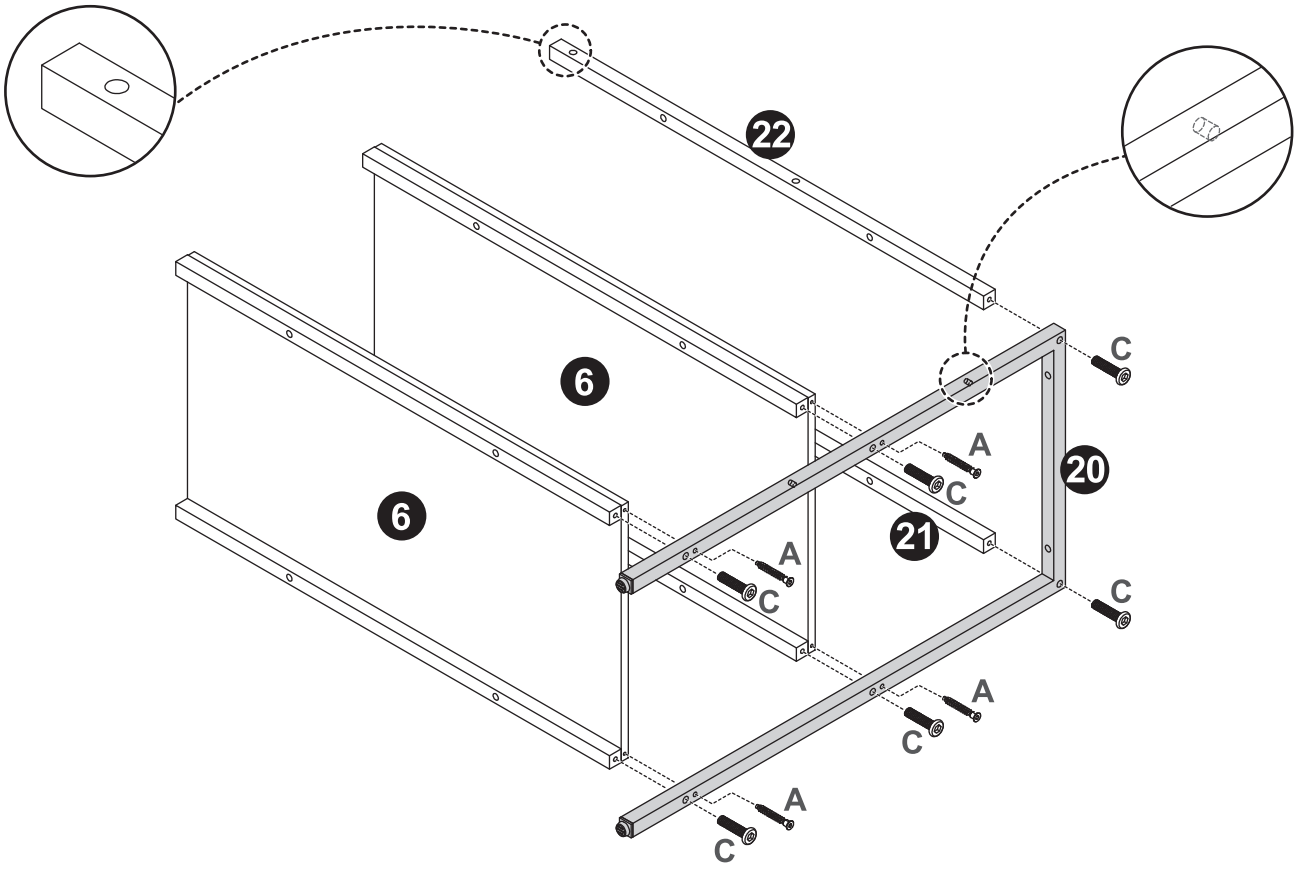

3

A 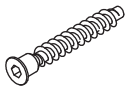 x **4** pcs

C  x **6** pcs

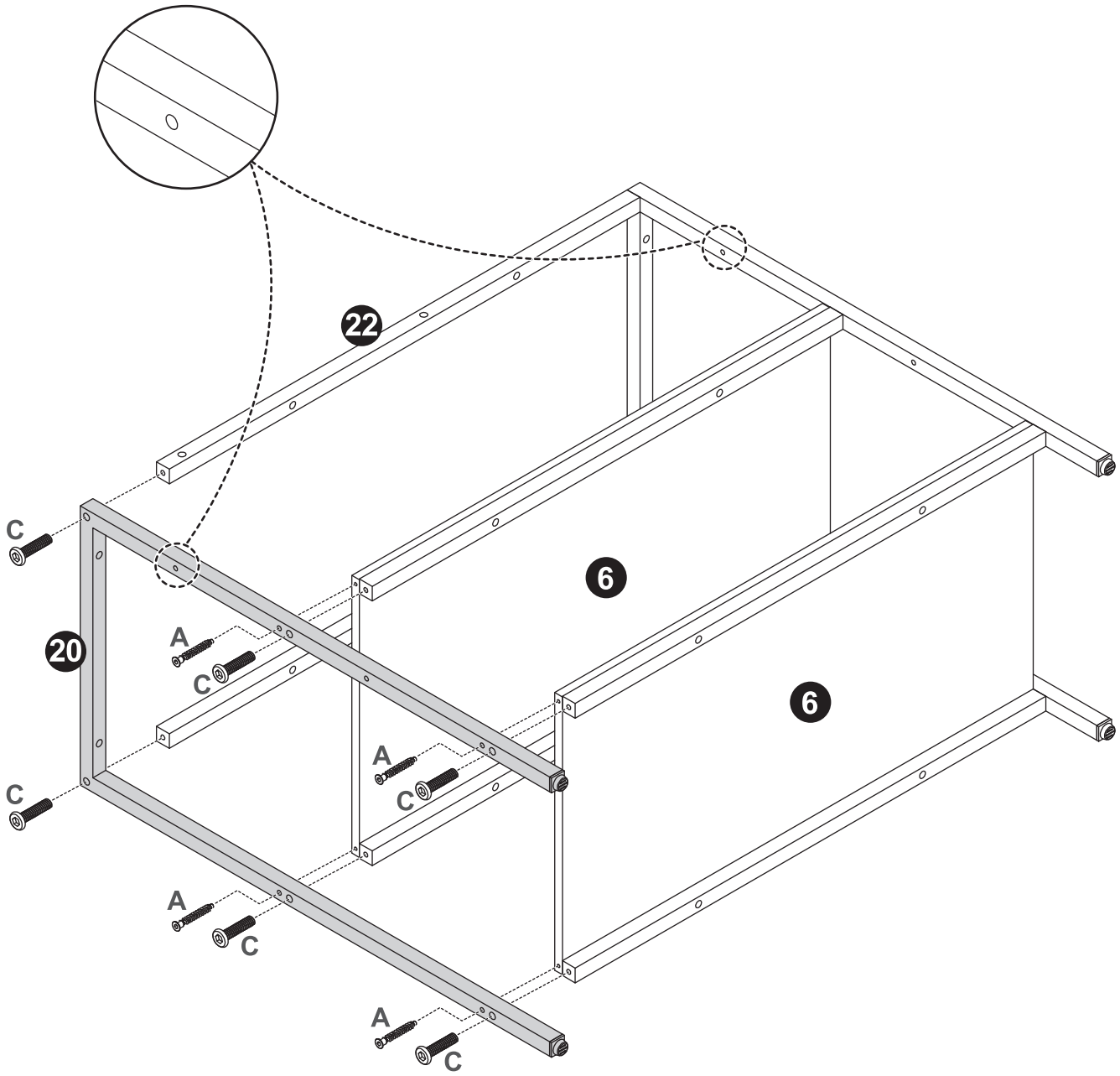

4

C  **x 4 pcs**

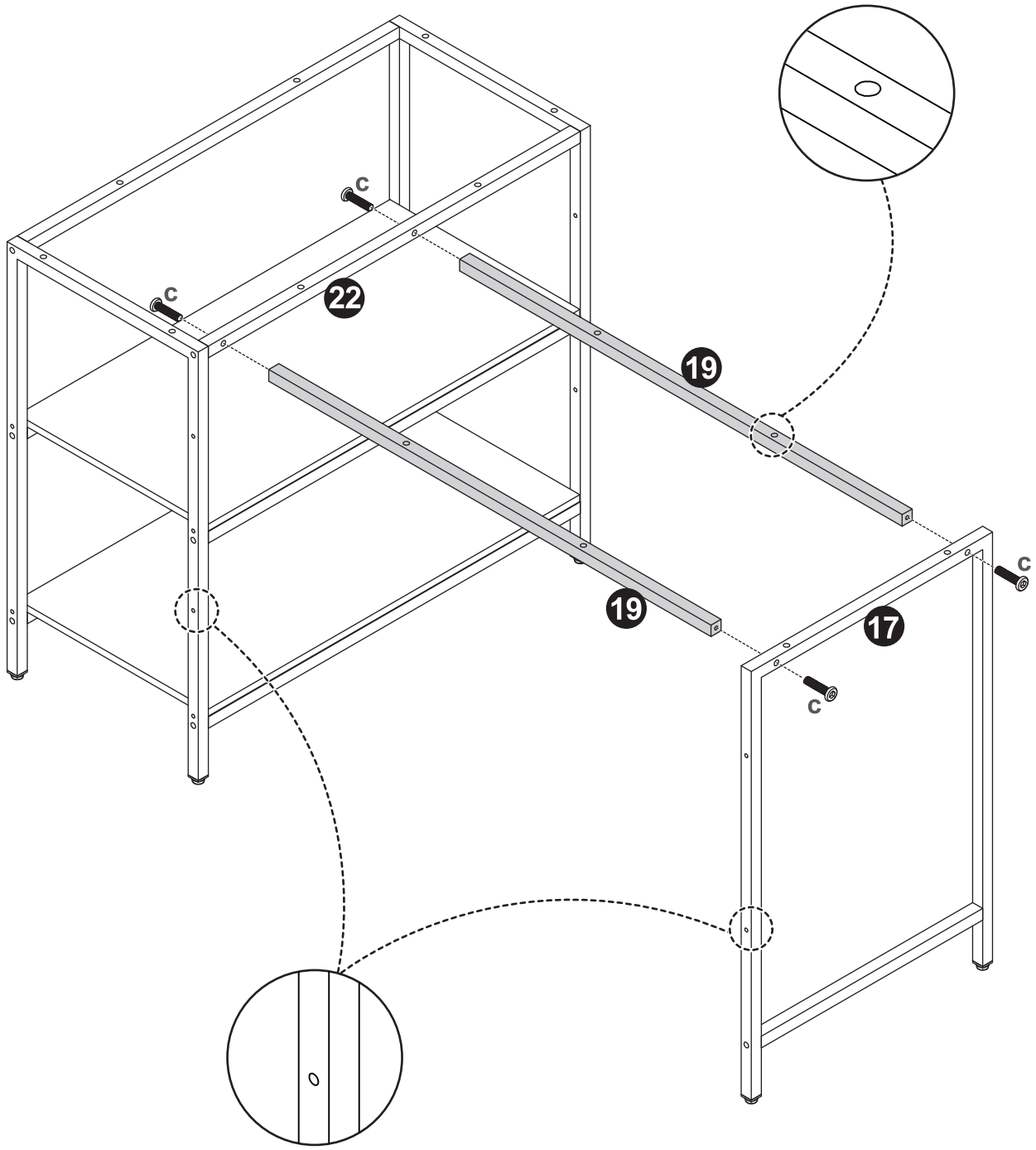

5

A 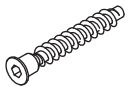 **x 3 pcs**

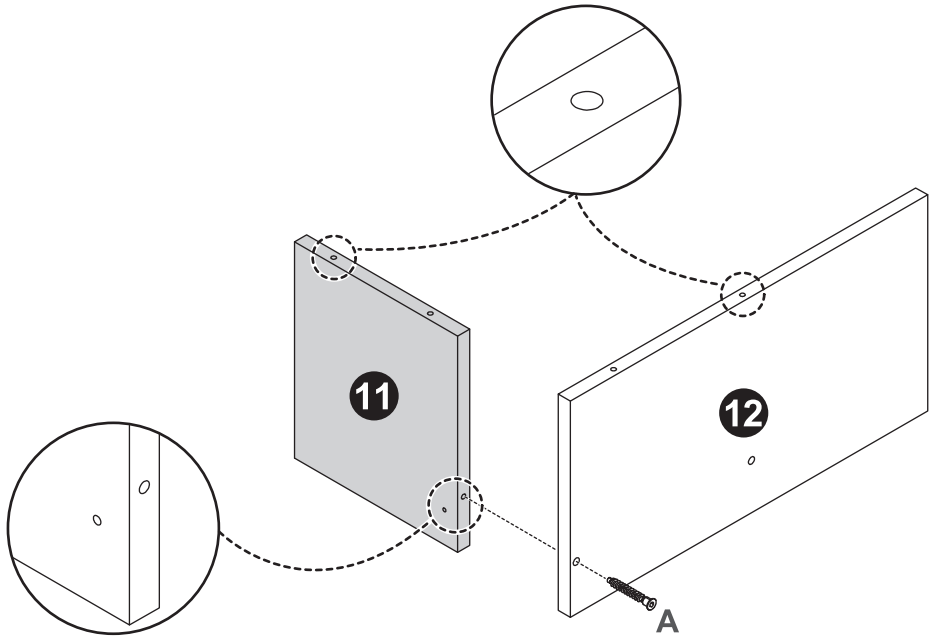

x2

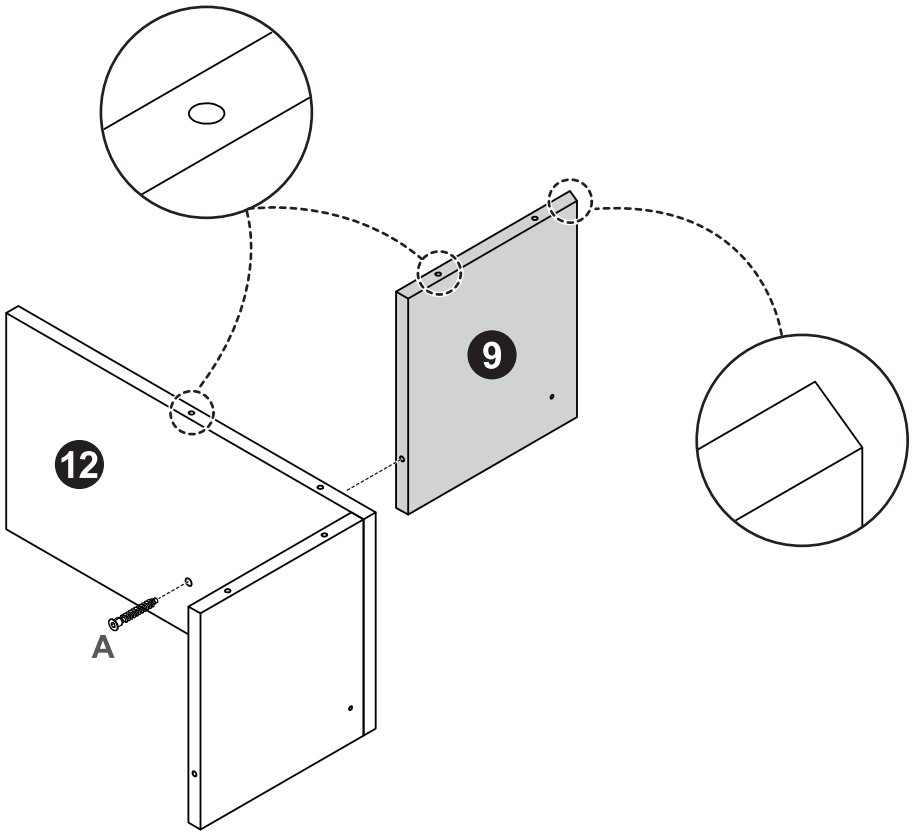

6

A 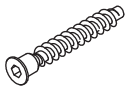 **x 2 pcs**

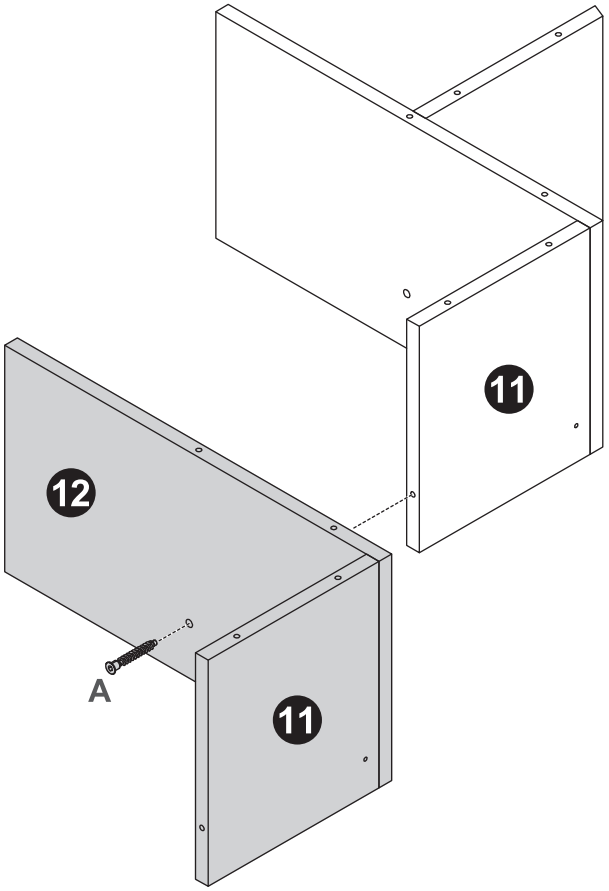

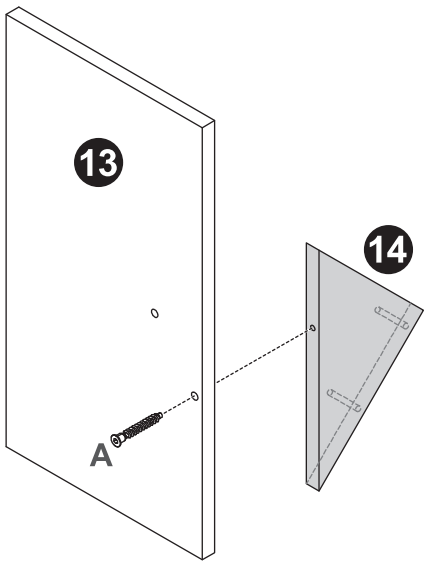

7

A 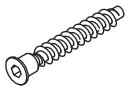 **x 1 pc**

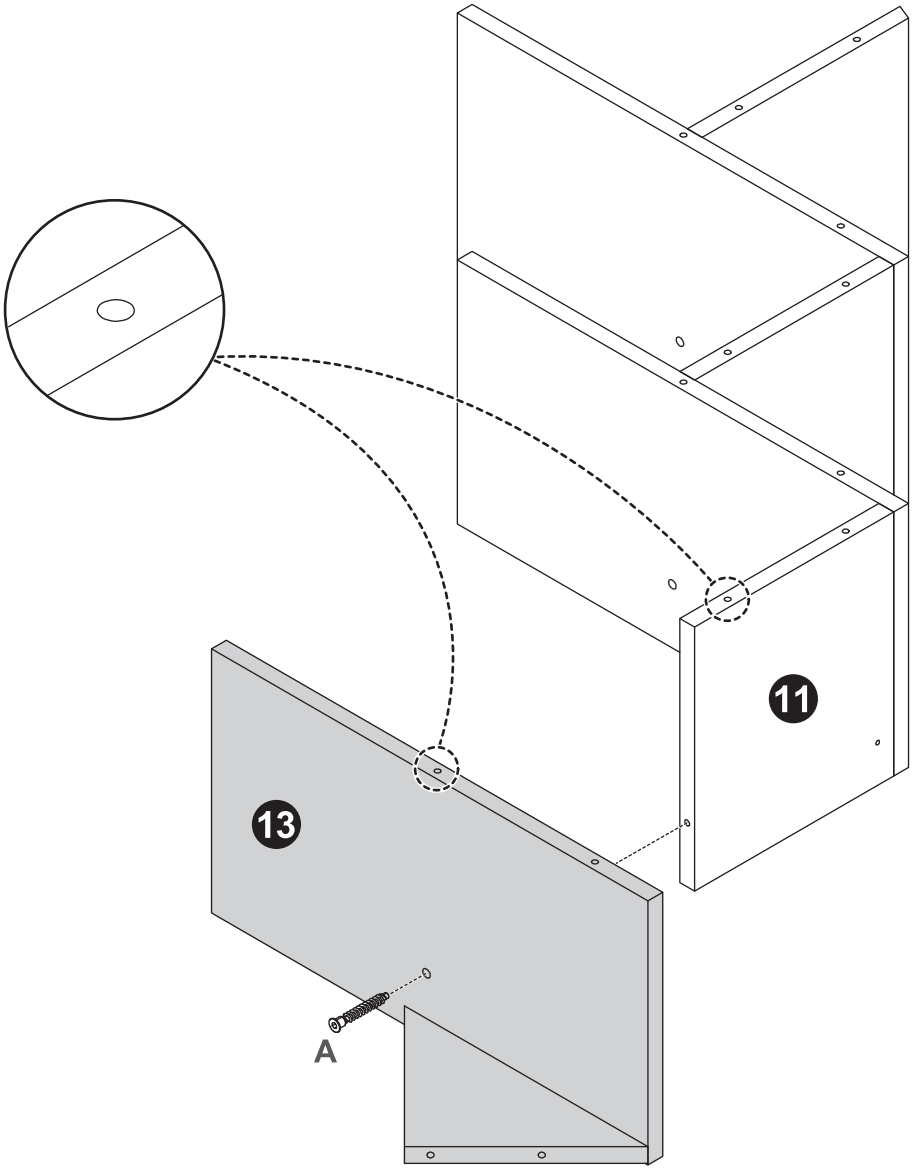

8

A 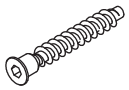 **x 12 pcs**

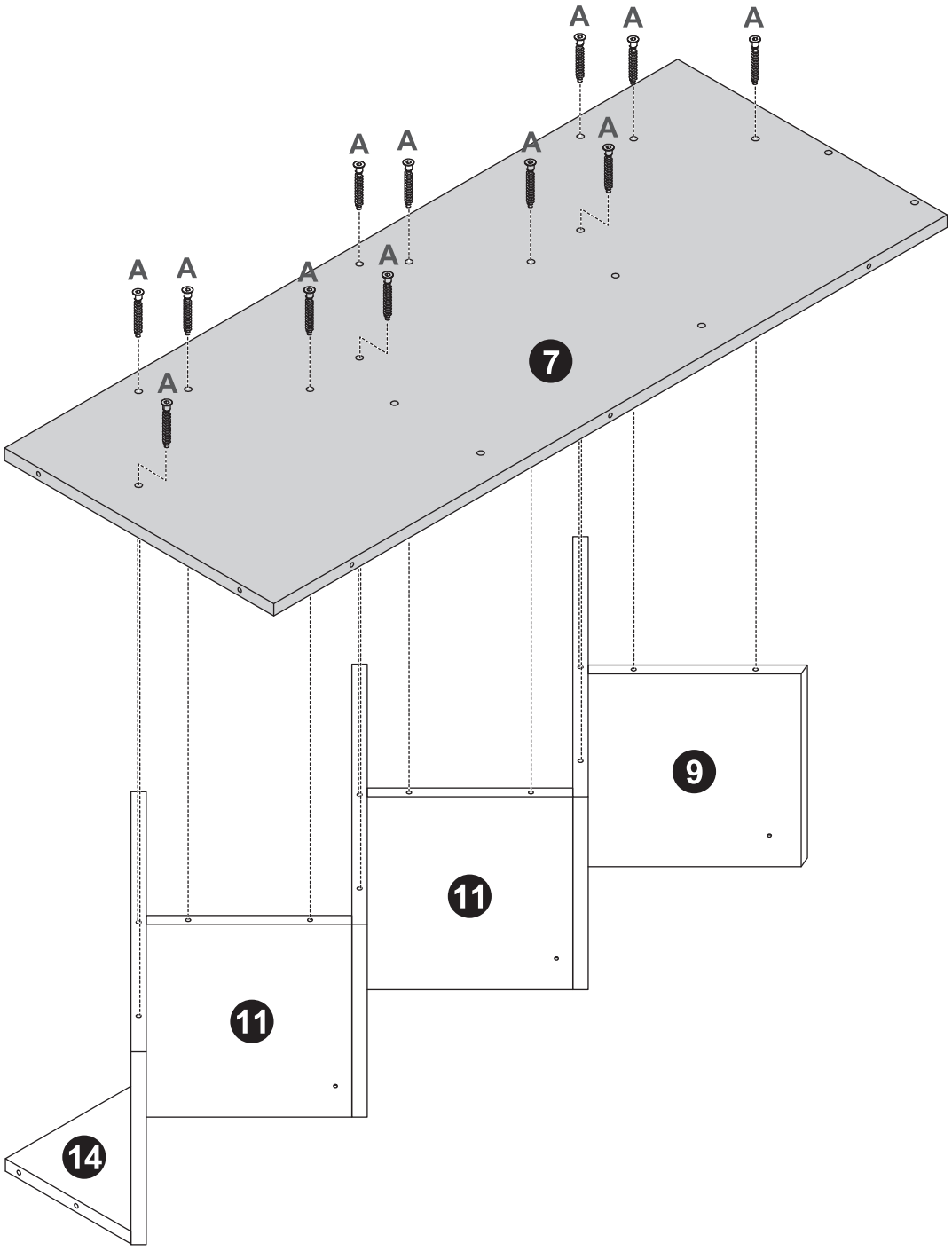

9

A 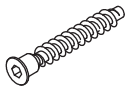 x **6** pcs

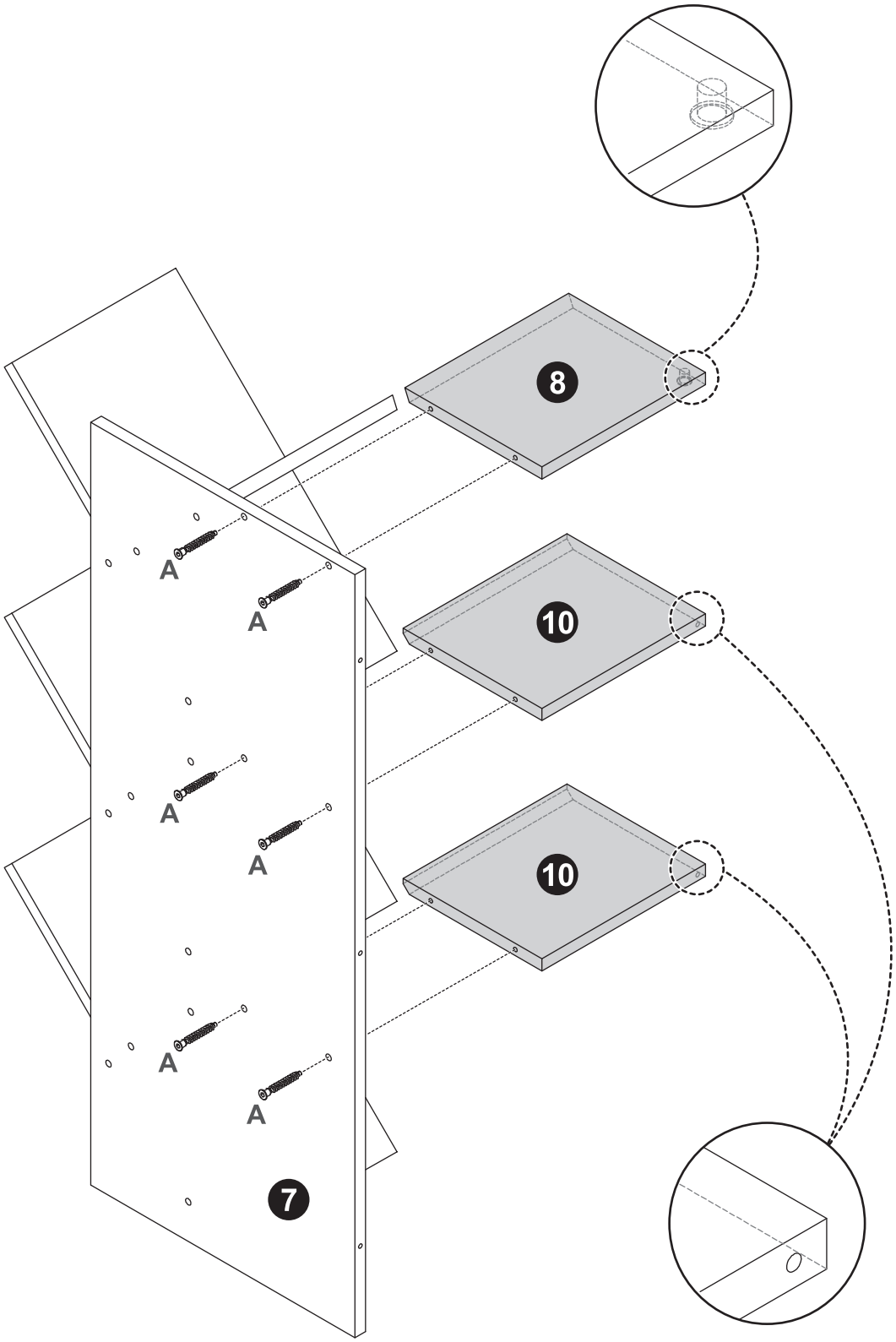

10

H 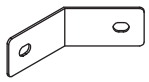 x **3** pcs

I  x **6** pcs

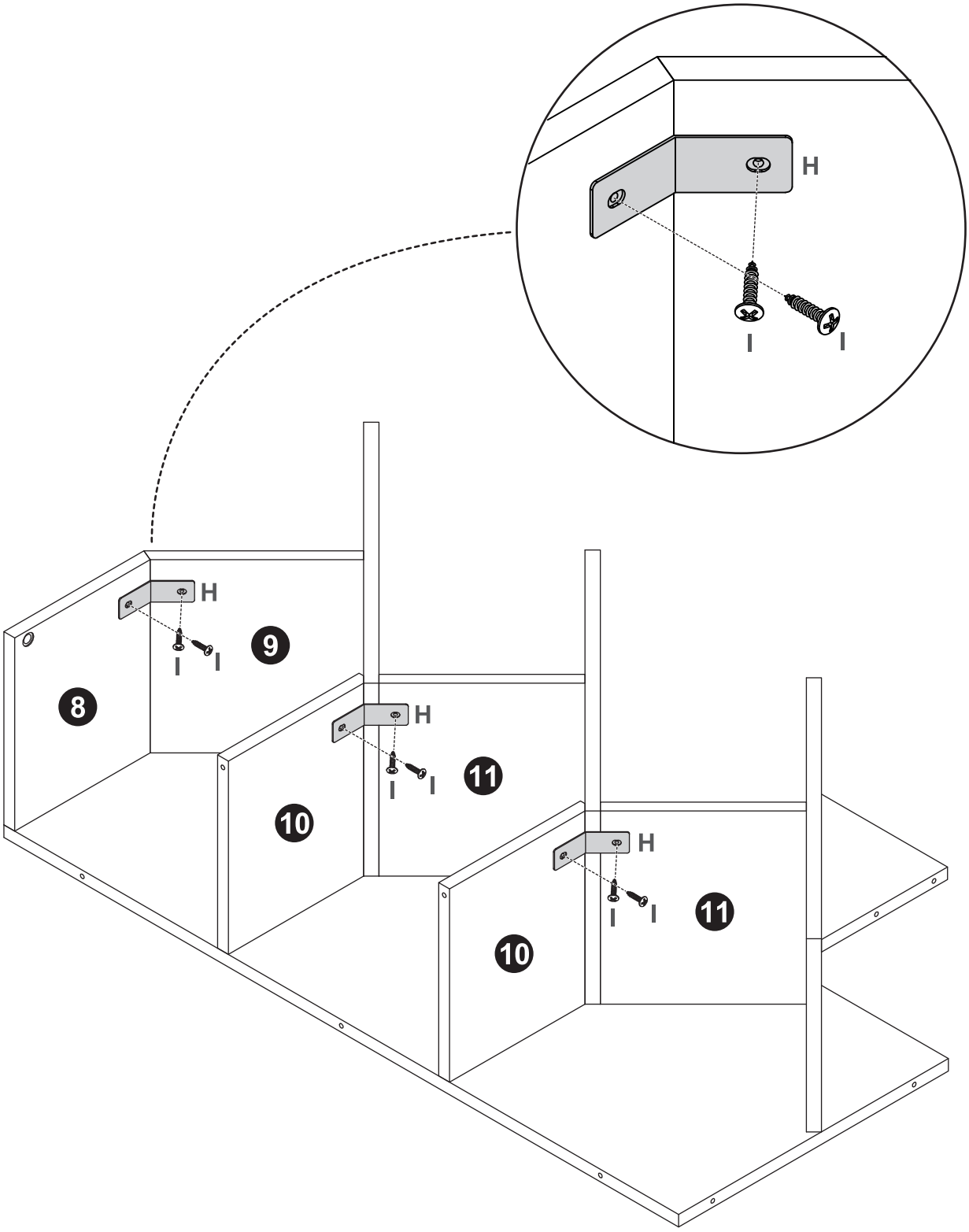

11

A 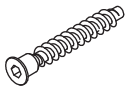 **x 4 pcs**

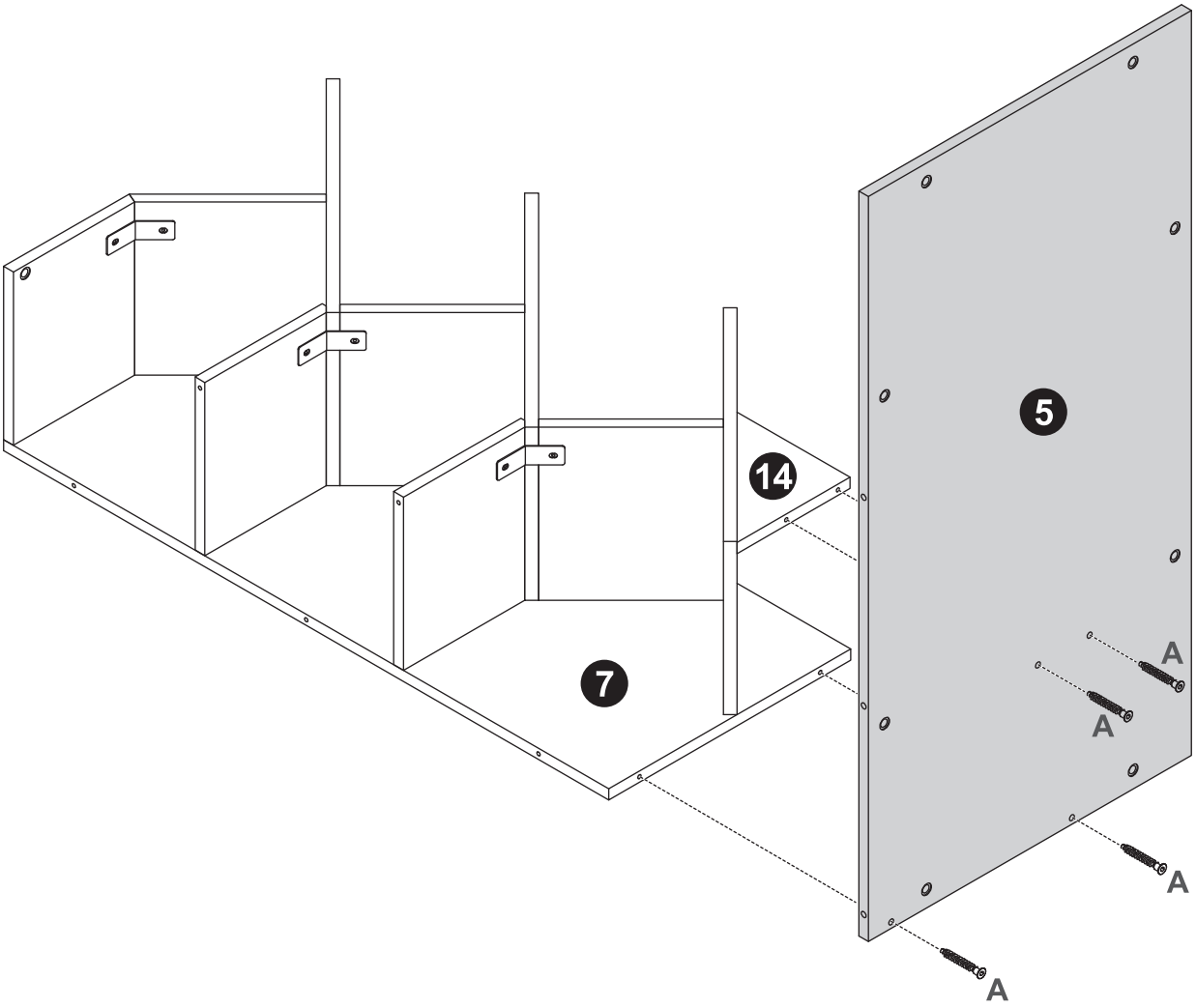

12

C  **x 8 pcs**



Two-Person Assembly Required



Please don't tighten the screws completely and go back later for a final tightening of all the screws after pieces are aligned with each other.

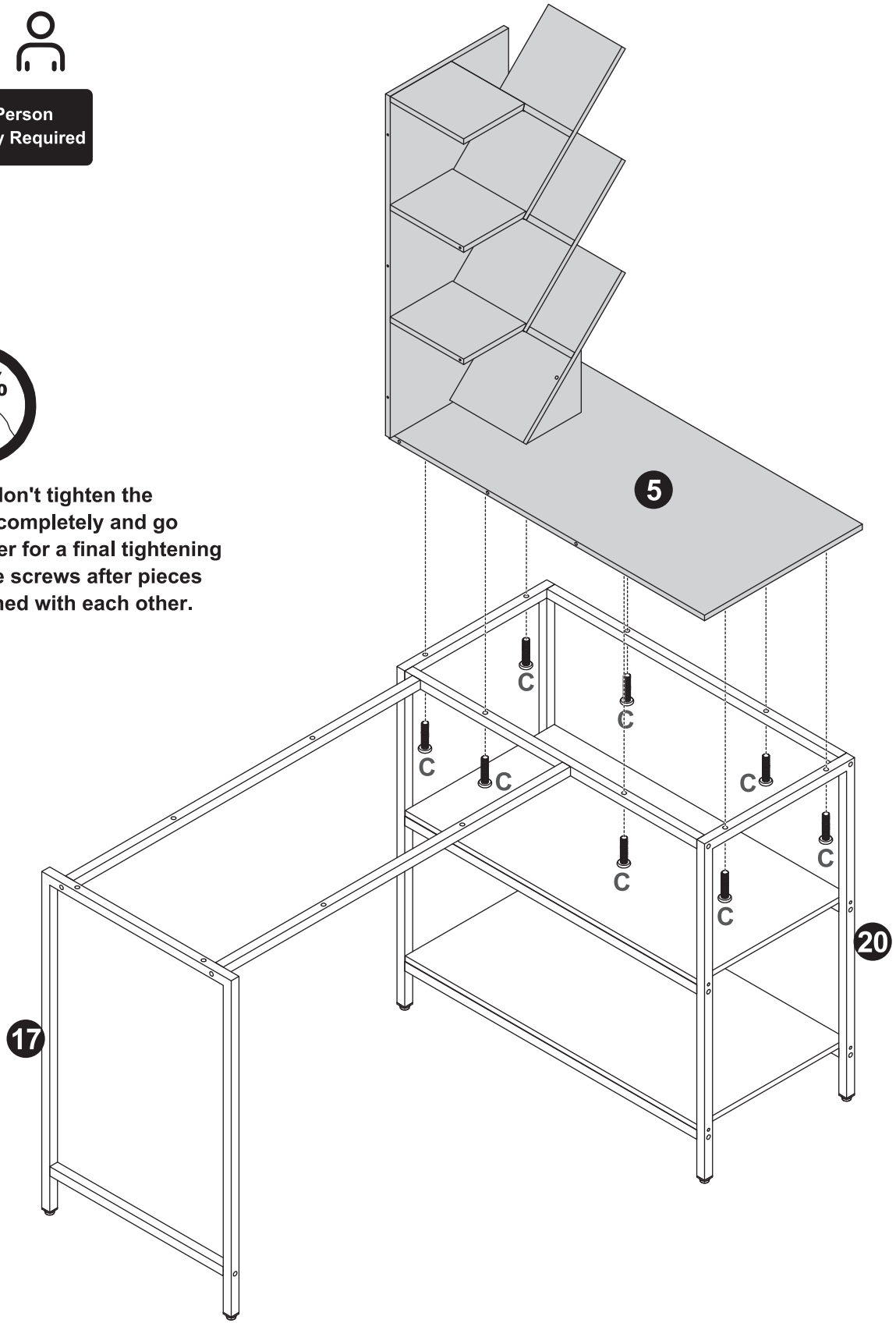

13

A 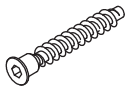 x 2 pcs

E 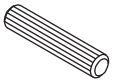 x 4 pcs

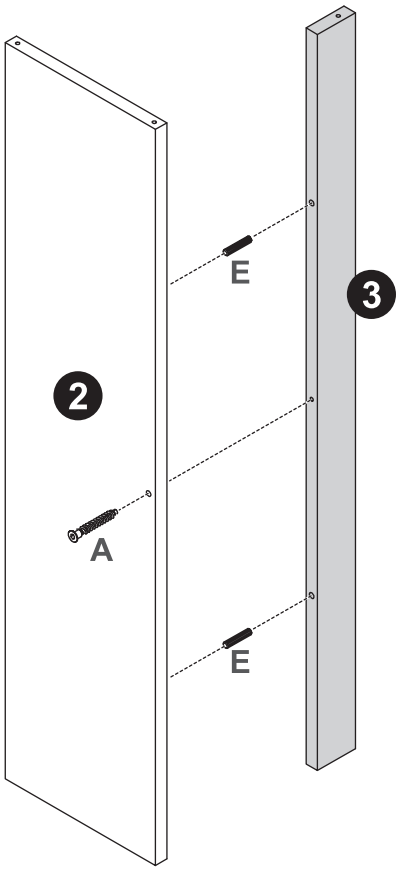

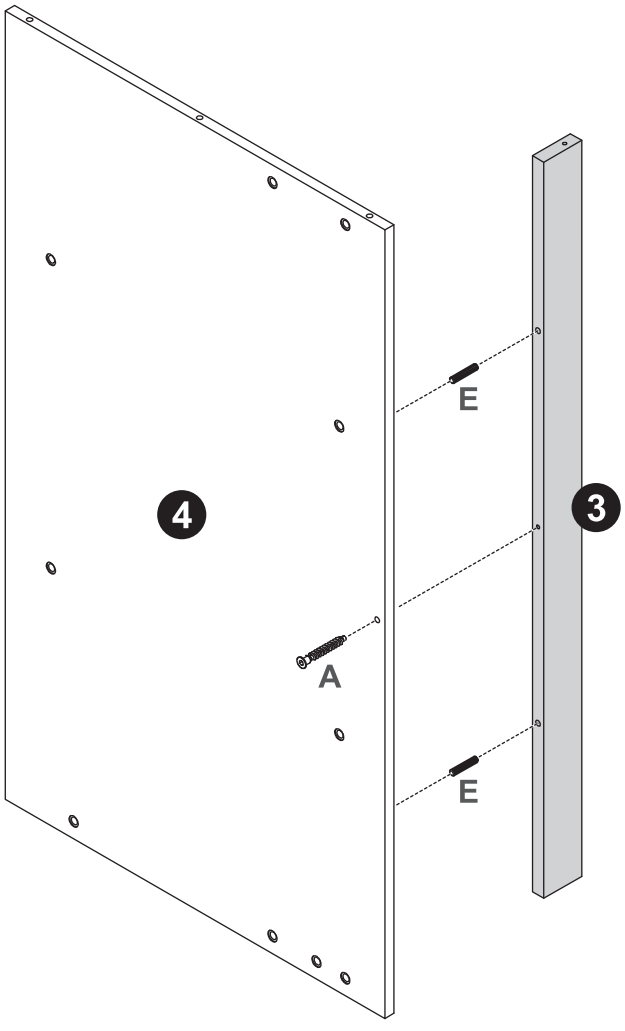

14

A 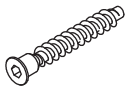 **x 10 pcs**



Please don't tighten the screws completely and go back later for a final tightening of all the screws after pieces are aligned with each other.

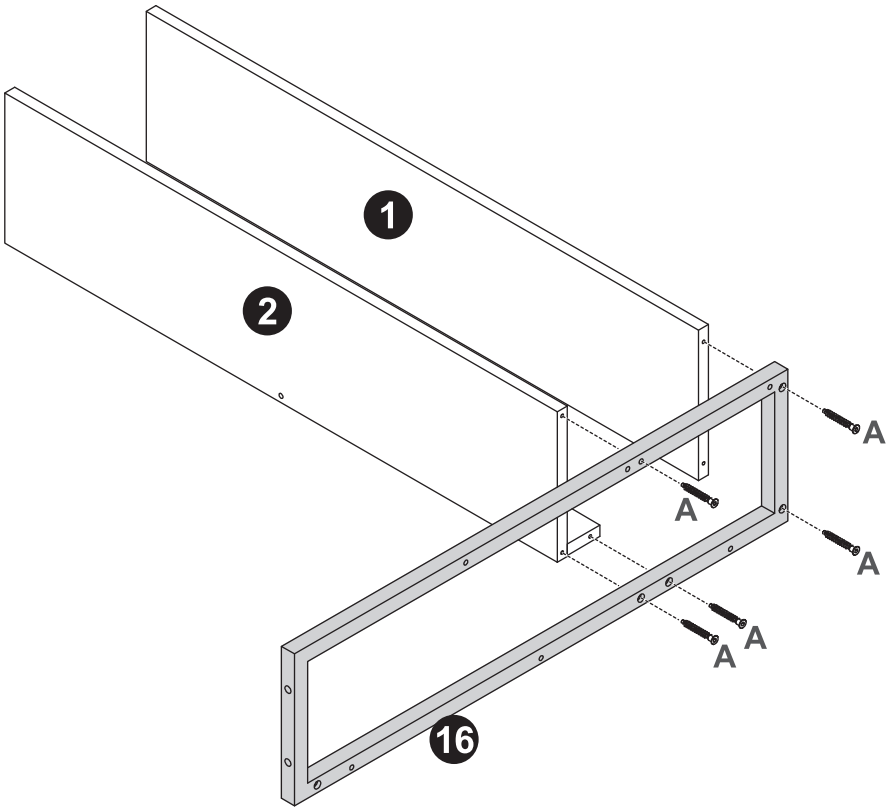

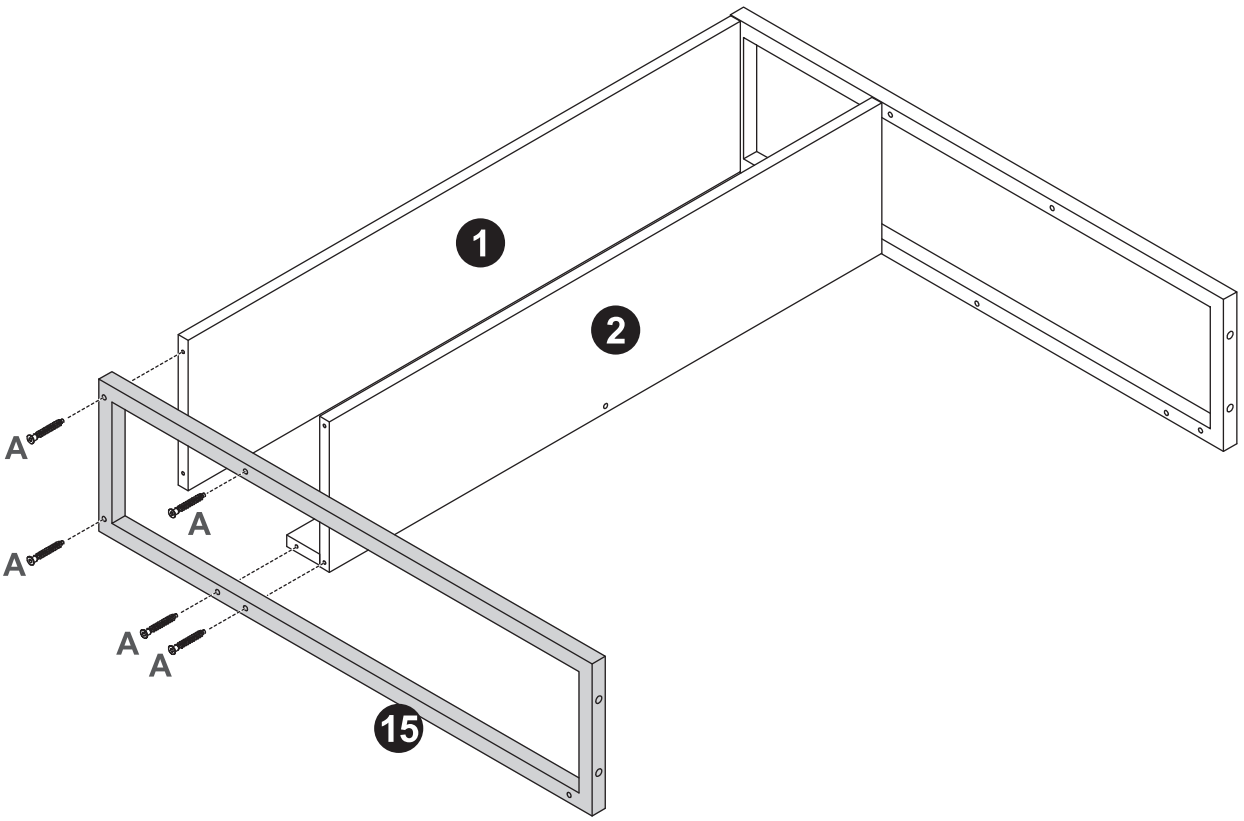

15

A 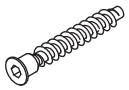 x 2 pcs

C  x 4 pcs

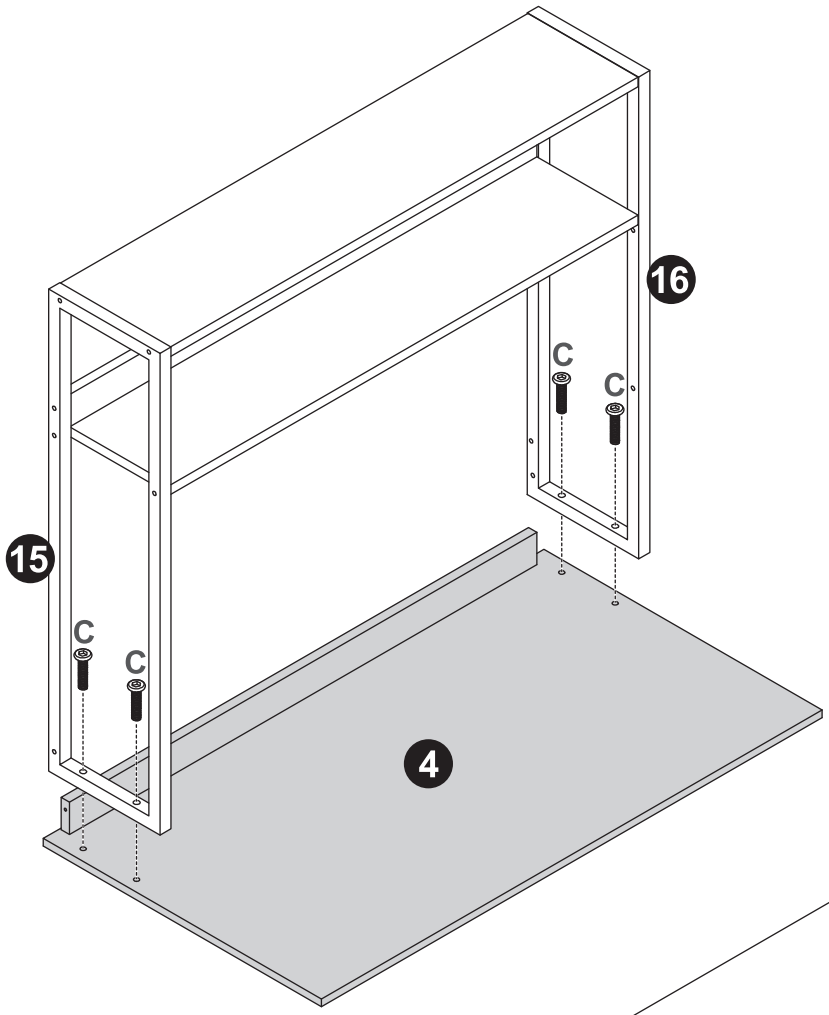

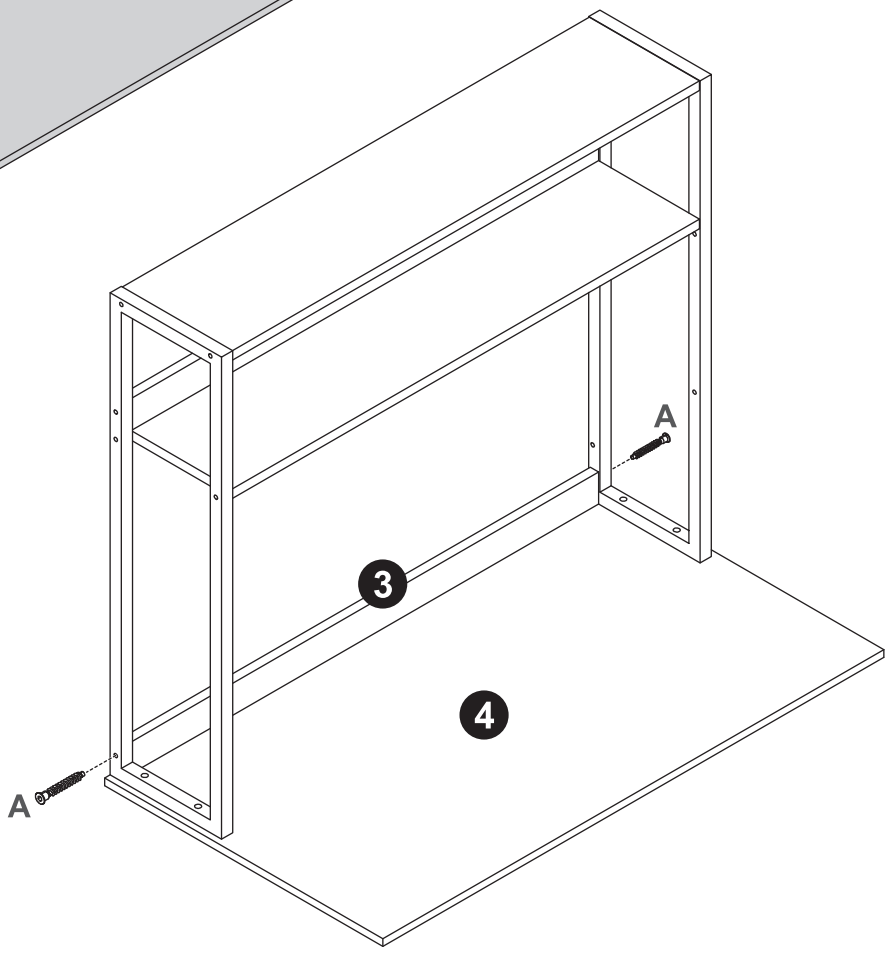

After installing the No. 3 component, tighten all the screws. This can ensure the component is stable and avoid loosening issues during use.

16

A 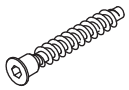 x 5 pcs

E 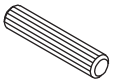 x 3 pcs



Two-Person Assembly Required



Please don't tighten the screws completely and go back later for a final tightening of all the screws after pieces are aligned with each other.

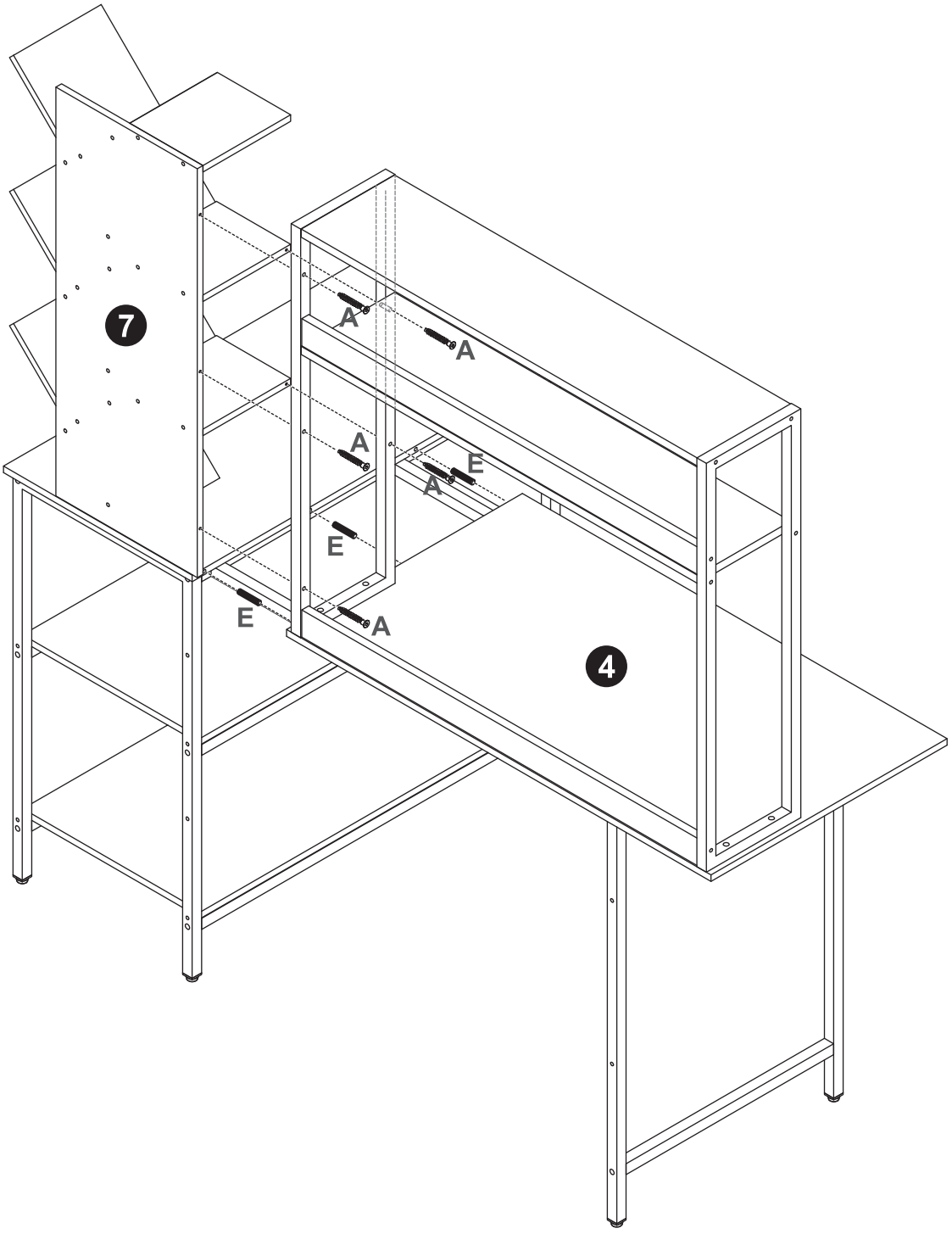

17

B  x **2** pcs

D  x **1** pc

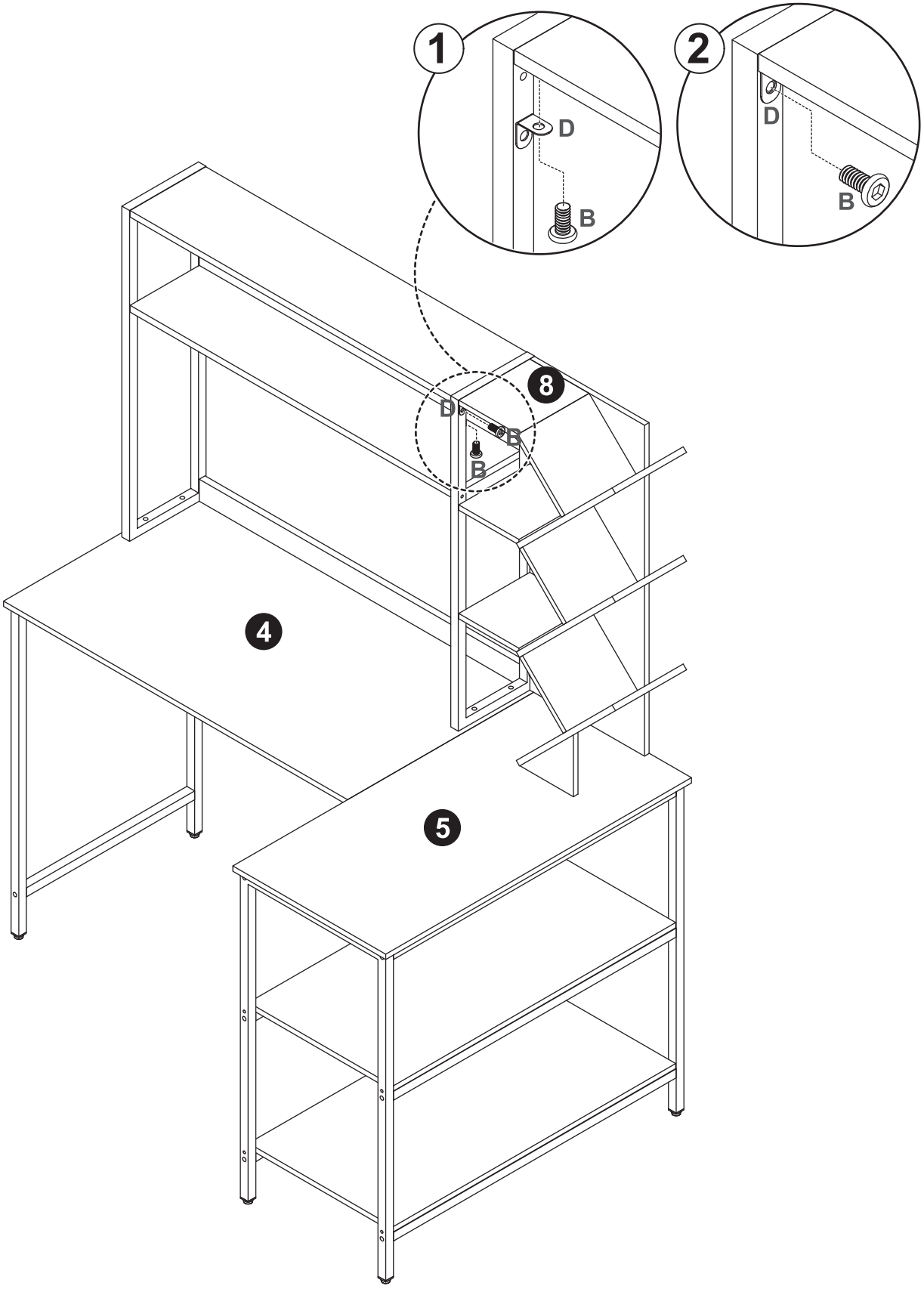

18

C  **x 6 pcs**

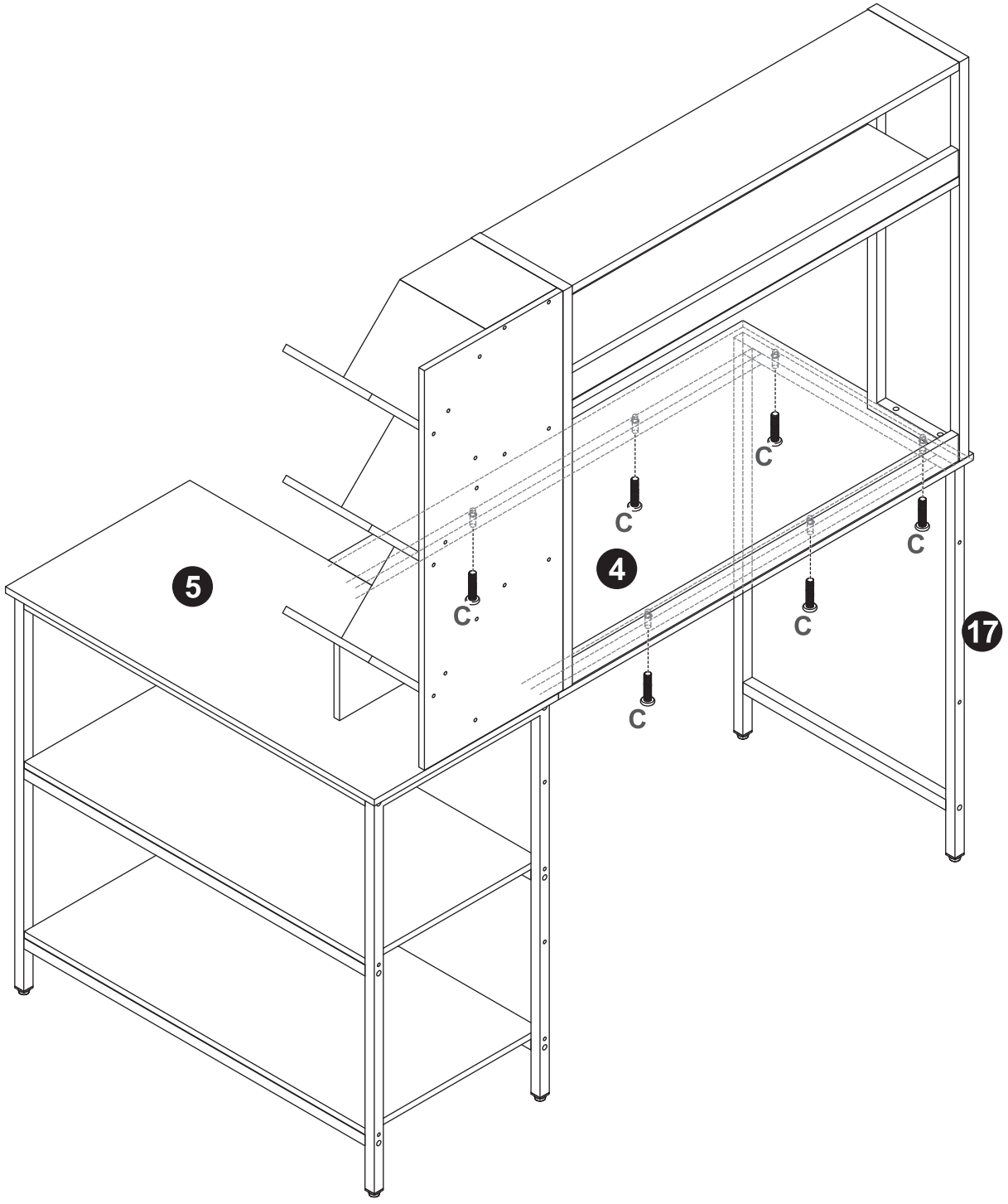

After installing the No. 4 component, tighten all the screws. This can ensure the component is stable and avoid loosening issues during use.

19

B | x 4 pcs

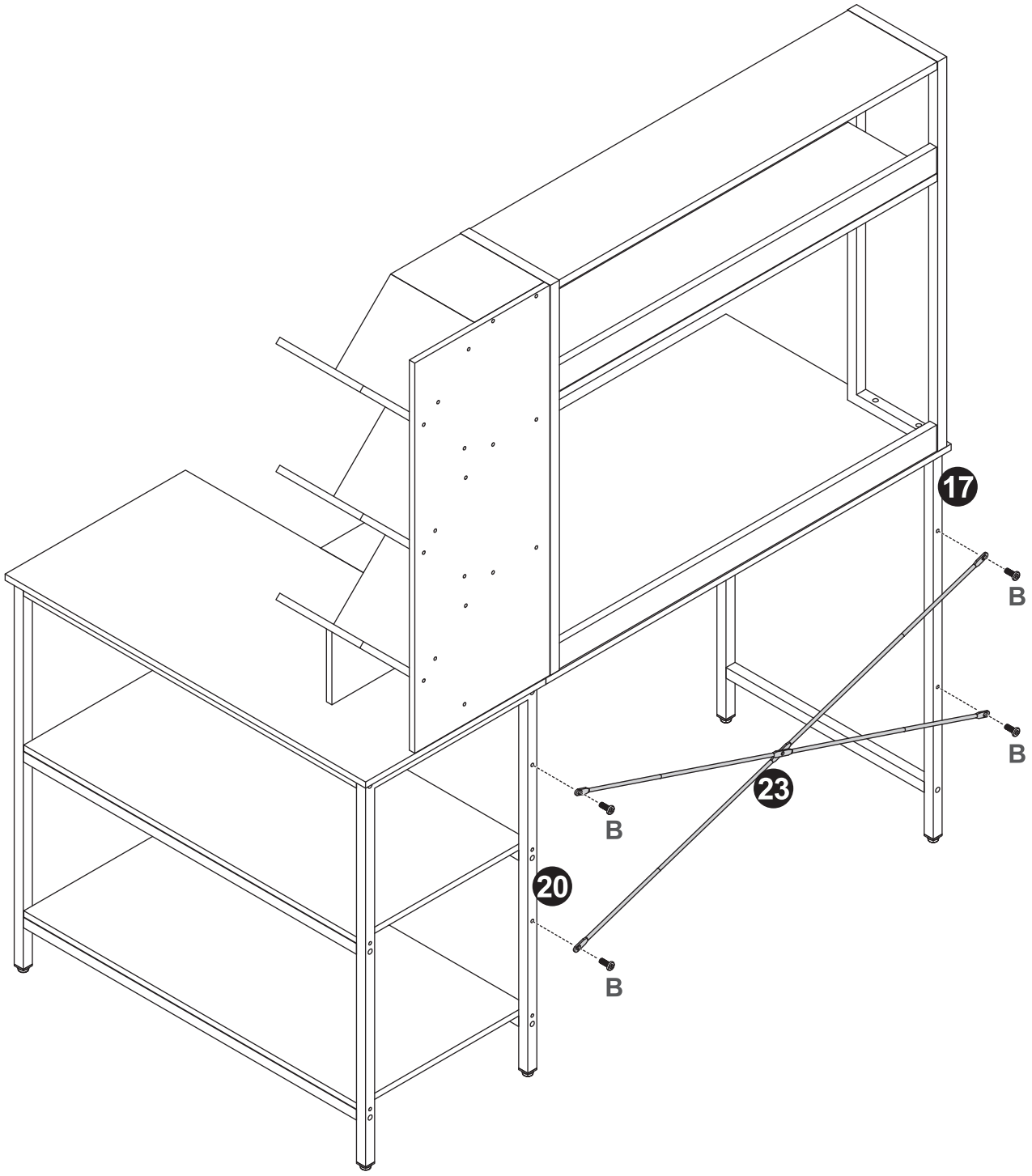

20

G  **x 2 pcs**





